


2 YEAR WARRANTY

CE UK MARKED

IPX4 RATED

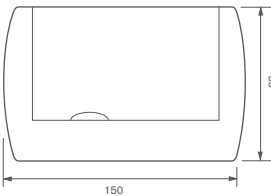
Sensors & switches

Range of integral and remote sensors and switches

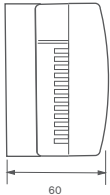


Physical specification

All measurements in millimetres unless otherwise indicated



Front



Side

Features and benefits

- ▶ Designed to control fan efficiently in response to changes in environment (depending on sensor selected) including Humidity, Air Quality, Passive Infrared, Temperature and Timer versions
- ▶ Switch options work in conjunction with integral and remote sensors including Forward/Reverse, Variable, Eco setting and Auto/Manual options
- ▶ Remote sensors are controlled by Eco switches and still allow fan to operate in response to changes in environment when sited in discreet locations
- ▶ Maximum operating temperature 45°C
- ▶ Ability to control multiple fans, depending on sensors and fan type
- ▶ More than one remote sensor can be connected to a fan
- ▶ Sensors fitted with adjustable overrun timers (temperature sensor has preset 2 minute overrun timer)

Installation

Wiring:

Must comply with IEE Regulations

Cable:

Ø 1mm² max or min

Fuse:

3 amp (when fan is supplied from a 6A lighting circuit no local fuse is required)

Remote sensors



Integral sensor



Remote sensor options

Product code	Function	Detail	Overrun	Siting
HHR	Humidity	30–90% RH	2–40mins	Mid wall height
AQR	Air quality	Hydrogen, CO, Methane, Ethanol, Iso-butane	2–40mins	Head height
PIRR	Passive infrared	Up to 7m detection	2–40mins	Max. 2.2m high
THR	Temperature	5–35°C	2mins	Head height
TAR	Timer	–	2–40mins	Anywhere

Switch options

Product code	Function	Detail	Overrun
RC4	Various	On/Off, eco, forward/–reverse, auto/manual	
HH6/HH9/HH12	Integral humidity sensor	30–90% RH	2–40mins
AQ6/AQ9/AQ12	Integral air quality sensor	See AQR	2–40mins
PIR6/PIR9/PIR12	Integral passive infrared sensor	Up to 7m detection	2–40mins
TH6/TH9/TH12	Integral temperature sensor	5–35°C	2mins
TA6/TA9/TA12	Integral overrun timer	–	2–40mins