

HRXE-ZEUS

SYSTEM 4 MECHANICAL VENTILATION WITH HEAT RECOVERY (MVHR)

FEATURES & BENEFITS

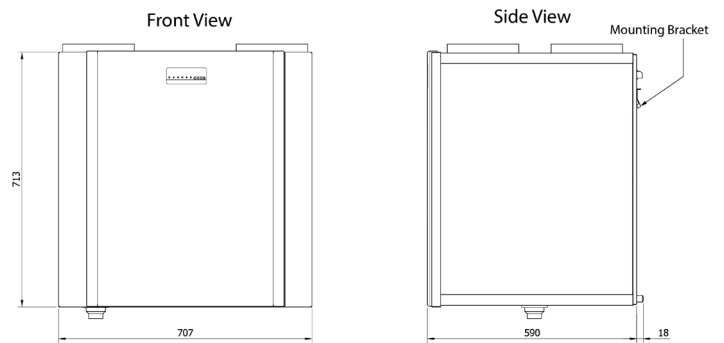
- ▶ The heat exchanger block within these units can recover up to 95% of the normally wasted heat. The two independent fans have full-speed control for background and boost ventilation rates.
- ▶ The HRXE-ZEUS range has a summer bypass function. In warmer months this function automatically activates to ensure the property is being well-ventilated and comfort levels are maintained in the home by continuously drawing in fresh filtered air into the habitable rooms.
- ▶ Due to its intelligent design, there will be no reduction in airflow when operating in bypass mode resulting in enhanced performance.
- ▶ Designed to provide optimised balanced (supply and extract) mechanical ventilation with heat recovery and listed on the PCDB.
- ▶ Weight: 45kg



All HRXE-ZEUS models have been designed with 100% automatic bypass, listed on the SAP Product Characteristics Database (PCDB). The HRXE-ZEUS range operate by continuously extracting moisture-laden air from 'wet' rooms within the property whilst simultaneously drawing in fresh, filtered supply air from outside.

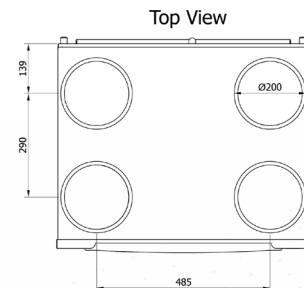
The heat from the extracted stale air is recovered via a heat exchanger inside the heat recovery unit which becomes tempered and filtered, before supplied into the habitable rooms, creating comfortable and well-ventilated homes.

DIMENSIONS

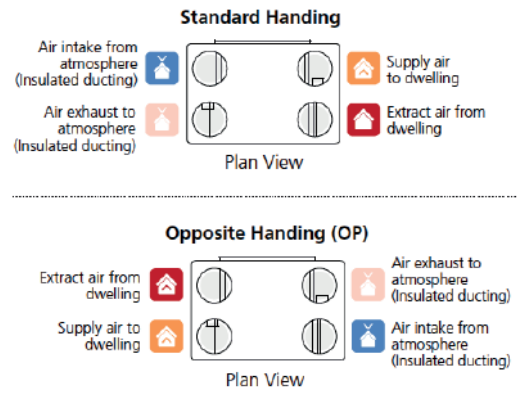
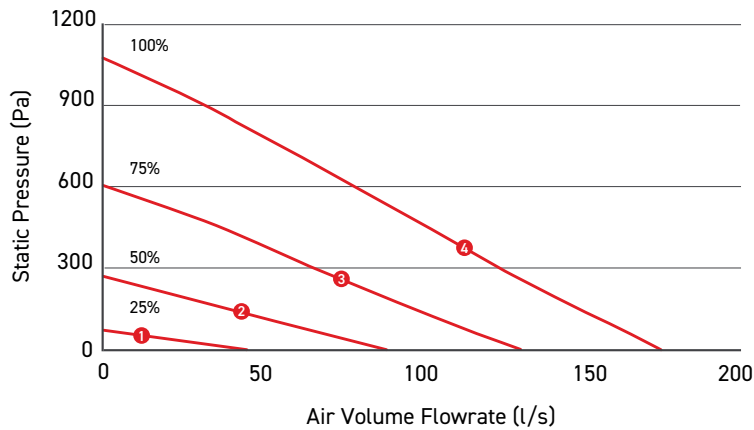


CODES & ACCESSORIES

Codes	Description
HRXE-ZEUS	Standard unit with 100% bypass
HRXE-ZEUS-H	Standard unit with 100% bypass and integral humidistat
HRXE-ZEUS-OP	Opposite handed unit with 100% bypass
HRXE-ZEUS-OPH	Opposite handed unit with 100% bypass and integral humidistat
HRXE-ZEUS-AV	Anti-Vibration tray suitable for all HRXE-ZEUS models
397	Condensation Drain Kit for all HRXE-ZEUS models
SPR428	Replacement filters (Pair)



PERFORMANCE



HRXE-ZEUS PRODUCT CHARACTERISTICS DATABASE (SAP 2012 TEST RESULTS)

	Energy Saving Trust Best Practice Compliant	Specific Fan Power W/(l/s)	Heat Exchange Efficiency (%)
Kitchen + 1 wetroom	✓	0.62	94
Kitchen + 2 wetrooms	✓	0.62	93
Kitchen + 3 wetrooms	✓	0.66	93
Kitchen + 4 wetrooms	✓	0.79	92
Kitchen + 5 wetrooms	✓	0.94	91
Kitchen + 6 wetrooms	✓	1.15	91
Kitchen + 7 wetrooms	✓	1.41	91

BREAKOUT SOUND PERFORMANCE

Curve	Maximum power consumption (Watts)		Sound Power Levels dB re 1pW								Sound Pressure (dB(A) @ 3m)
			63	125	250	500	1K	2K	4K	8K	
1	10	Open inlet	43	50	39	34	29	18	<16	<16	
		Open outlet	41	43	31	33	28	19	<16	<16	
		Breakout	46	54	41	45	38	32	19	<16	19
2	44	Open inlet	51	56	55	45	37	30	18	<16	
		Open outlet	45	48	46	44	38	34	20	<16	
		Breakout	52	59	59	56	50	49	39	32	30
3	150	Open inlet	64	62	59	63	48	39	33	23	
		Open outlet	54	55	55	60	50	43	35	28	
		Breakout	61	64	62	74	62	59	53	48	43
4	349	Open inlet	64	70	57	57	49	38	33	23	
		Open outlet	64	59	58	56	52	46	38	33	
		Breakout	65	69	62	76	65	60	52	47	40

YOUR VENTILATION SPECIALIST

03443 715 523

www.domusventilation.co.uk

©Domus Ventilation 2022. Issue date 2022-12

The information contained in this publication is correct at the time of print and is subject to change. Please visit our website for the latest information: www.domusventilation.co.uk

domusventilation_



Domus Ventilation | Climate House, Western Industrial Estate, Caerphilly, CF83 1BQ, UK