









Sensor-switched outdoor light

# L 190 S

black  
 EAN 4007841 644413  
 Article number 644413



Max. 100 W									3 years
max. 100 W E27	infrared sensor 180°	max. 12 m	IP44	2 - 2000 lux	5 sec - 15 min	manual override 4h	ideal 2 m	energy saving	manufacturer's warranty steinel.de/ garantie3y

## Function description

Timelessly elegant in every detail. Classic outdoor SensorLight L 190 S, ideal for prestigious outdoor spaces, 180° angle of coverage, reach can be set up to 12 m or up to 5 m, durable, lavishly ornamented die-cast aluminium, basic light-level function and soft light start.

## Technical specifications

Dimensions (L x W x H)	147 x 217 x 335 mm
With lamp	No
Manufacturer's Warranty	3 years
Settings via	Potentiometers
With remote control	No
Version	black
PU1, EAN	4007841644413
Application, place	Outdoors
Application, room	outdoors, front door, all round the building, terrace / balcony, courtyard & driveway
Installation site	wall
Impact resistance	IK03
IP-rating	IP44
Protection class	II
Ambient temperature	-20 – 40 °C
Housing material	Aluminium
Cover material	Glass transparent

Sneak-by guard	Yes
Capability of masking out individual segments	Yes
Electronic scalability	No
Mechanical scalability	No
Reach, radial	r = 5 m (39 m <sup>2</sup> )
Reach, tangential	r = 12 m (226 m <sup>2</sup> )
Photo-cell controller	Yes
Cover material	shrouds
Lamp	All-purpose lamp
Base	E27
Soft light start	Yes
Continuous light	selectable, 4h
Twilight setting	2 – 200 lx
Time setting	5 s – 15 Min.
Basic light level function	Yes
Interconnection	No
Basic light level function in per cent	0 – 50 %

Sensor-switched outdoor light

# L 190 S

black  
EAN 4007841 644413  
Article number 644413



## Technical specifications

Mains power supply	230 – 240 V / 50 Hz
Output	100 W
Power consumption	0,8 W
Mounting height max.	4,00 m
Slave modeselectable	No

Basic light level function percentage, from	0 %
Basic light level function percentage, up to	50 %
Optimum mounting height	2 m
Detection angle	180 °

## Accessories

EAN 4007841 000813	Glass set for L 190 S
EAN 4007841 002190	Replacement base unit for L 170 / L 190 S

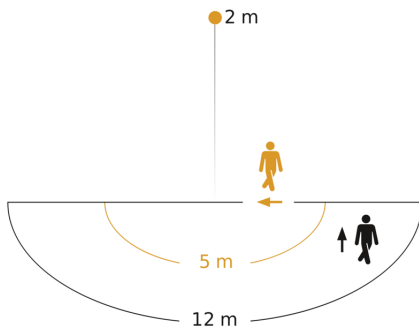
Sensor-switched outdoor light

# L 190 S

black  
EAN 4007841 644413  
Article number 644413

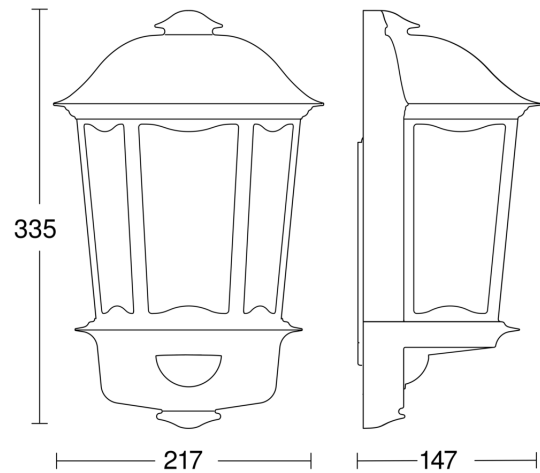


## Detection Zone



Possible mounting height: 1,80 m - 4,00 m  
Orange: radial  
Black: tangential

## Dimension Drawing



## Circuit diagram

